



D.A.V. PUBLIC SCHOOL, THANE

SESSION: 2026 – 2027

STD III

TOPIC: Learning Beyond Boundaries – Explore, Integrate, Innovate


Date: 05.05.2026

Ref: DAV/Thane/2026 - 2027/Cir 10

Dear Parents,

The vacation for students is set to commence, marking the beginning of a well - deserved break from the academic routine. The school reopens on Tuesday, June 16, 2026 after the summer break.

- **VACATION ASSIGNMENT: During the Summer vacations, students have to complete the Assignments given.**
- **The submission date for the Project is Thursday, June 25, 2026.**
- **School office working days during the summer holidays, will be from Monday to Friday between 10:00 am to 1:00 pm.**
- **The office will remain closed on all Saturdays.**



Wishing all our parents and students, a very Happy Summer Vacation!!!

Stay Safe and Healthy!!

Warm Regards

Mrs. Simmi Juneja

Principal





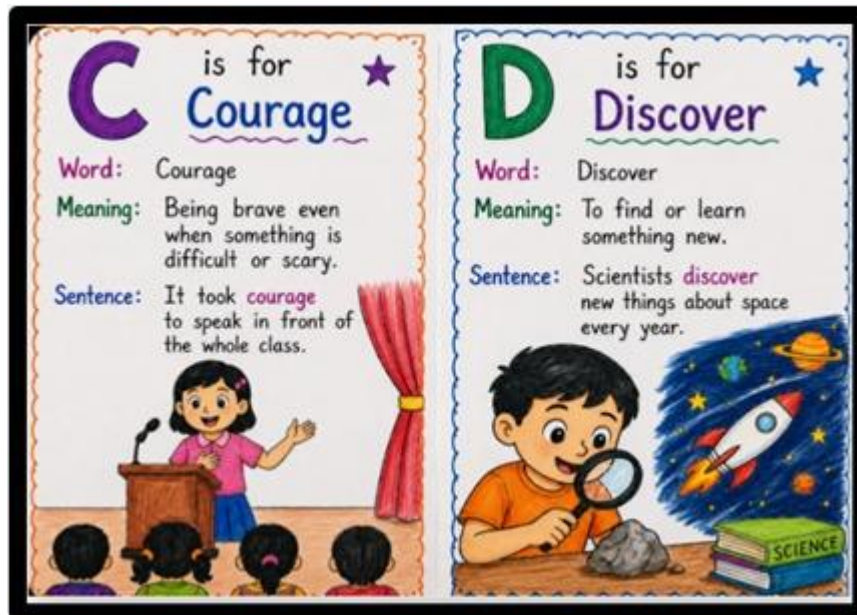
English

Little Learners' Word Book

Create a Pictionary using any 10 letters from A to Z.

For each chosen letter, select one word and do the following:

- Write the word
- Write its meaning in simple words
- Make one sentence using the word
- Draw or paste a picture related to the word
- Compile all the pages neatly to make a colourful booklet using colour A4 size papers





Hindi

चित्र वर्णन

दिए गए शब्दों की सहायता से चित्र का वर्णन कीजिए-
(सूरज, बादल, बगीचा, फिसलपट्टी, बच्चे- राजू, मोहन, गीता)




Marathi

'माझे कुटुंब माझी जबाबदारी'

आपल्या घरामध्ये राहणाऱ्या प्रत्येक व्यक्तीचा फोटो चिकटवा व त्यांचा A4 SIZE आकाराच्या रंगीत पेपरवर कुटुंब वृक्ष करून, प्रत्येकाबद्दल एक-एक वाक्य लिहा. अशाप्रकारे आपल्या कुटुंबाची ओळख सुंदररित्या सादर करा.

Key Points -

- * घरातील प्रत्येक व्यक्तीचे फोटो चिकटवून त्या व्यक्तींची नावे व विद्यार्थ्यांचे त्यांच्याशी असलेले नाते संबंध लिहा.
- * आजी-आजोबा
- * आई-बाबा
- * काका-काकू
- * भाऊ-बहीण





Mathematics


TOPIC: Place Value Peacock

Students will draw or paste a peacock's body on an A4 sheet. Make 4 colorful feathers of a peacock and label them as Thousands, Hundreds, Tens and Ones.

Choose any important facts about Maharashtra involving 4-digit numbers (for example- Height of Kalsubai Peak: 1646 metres).

Write each digit in the correct feather according to its place value. Write the number name and expanded form of the number.

Students should decorate the peacock neatly and creatively using colors, patterns, or craft materials.



Science

Nature's Wonders - Plants and Animals

Create a Fact File Booklet on "Plants or Animals"

- * Fold 4-5 A4 sheets and make a booklet
- * Design a colourful cover page with title, name and drawing

* Include these pages:

Introduction (3-4 lines)

Types/Examples with drawings

Parts/Features (labelled diagram)

Fun Facts (4-5 points)

Uses/Importance

Conclusion (2-3 lines)

* Use neat handwriting, colours and creative drawings

* Be ready to speak 2-3 lines about your work

Keep it simple, neat and creative!

NATURE'S WONDERS
PLANTS AND ANIMALS

1 AMAZING PLANTS

What are Plants?
Plants are living things that grow in soil and make their own food using sunlight. This process is called Photosynthesis.

Types of Plants:

- Trees: Big and strong (e.g. Banyan, Mango)
- Shrubs: Medium-sized plants (e.g. Rose)
- Herbs: Small plants (e.g. Mint)
- Climbers: Need support to grow (e.g. Money plant)
- Creepers: Spread on the ground (e.g. Pumpkin)

Parts of a Plant:

- Flowers - Help in reproduction
- Leaves - Make food
- Stem - Supports the plant
- Roots - Absorb water
- Fruits - Contain seeds

Importance of Plants:

- Give us oxygen
- Provide food
- Give shelter to animals
- Used in medicines

2 WONDERFUL ANIMALS Types of Animals:

What are Animals?
Animals are living beings that can move, eat food, and grow.

Habitats of Animals: Forest, Desert, Ocean, Polar Region

Importance of Animals: Help in farming, Provide food (milk, eggs), Help maintain balance in nature, Some are pets

Types of Animals:

- Herbivores: Eat plants (e.g. Cow)
- Carnivores: Eat flesh (e.g. Lion)
- Omnivores: Eat both (e.g. Bear)
- Aquatic Animals: Live in water (e.g. Fish)
- Aerial Animals: Fly in air (e.g. Eagle)

3 PLANTS AND ANIMALS TOGETHER

Plants and animals depend on each other.

Plants give oxygen, animals give carbon dioxide.

Animals help in pollination.

This balance is called an Ecosystem.

FUN FACTS

- Cactus stores water in deserts.
- Octopus has three hearts.
- Sunflower turns towards the sun.
- Giraffe is the tallest animal.

SAVE NATURE

- Plant more trees
- Do not harm animals
- Save water
- Keep surroundings clean



Social Science

My Dream Dress Catalogue

Become a young fashion designer and create your very own dress catalogue!

Use your imagination to design beautiful and unique dresses.

Activity Instructions:

Draw and colour 3–4 different dresses on A4 size papers.

For each dress, include:

*A creative dress name (example: Rainbow Party Dress, Princess Gown, Summer Sunshine Dress)

*The colour and design of the dress.

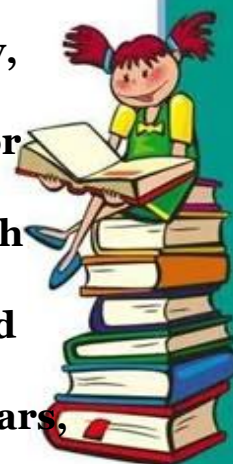

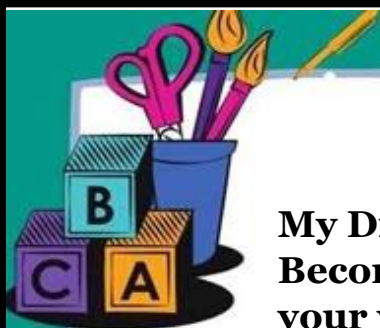
*The occasion where it can be worn (birthday party, wedding, picnic, festival, school function, etc.)


*Matching accessories like shoes, hat, bag, crown or jewellery can also be shown.

*You can also write 2–3 lines about each dress, such as:

*This is my Rainbow Party Dress. It is colourful and shiny. I can wear it for birthday parties.”

*Decorate your catalogue with borders, stickers, stars, and glitter drawings to make it attractive.





Computer



You are required to create a drawing in **MS Paint** on the topic “**Summer at My Best Place.**”


Use your creativity to show your favorite place during summer—such as a beach, hill station, park, village, or any place you enjoy the most.


Instructions:

- Make your drawing neatly in MS Paint.
- Use appropriate colors and fill the entire space.
- Save your file in **JPEG format**.
- Name the file with your **Name and Class** (e.g., *Riya_3A.jpeg*).

Once completed, **email your drawing to your teacher** shipudav2006@gmail.com within the given time.

Enjoy drawing and have fun expressing your ideas!





Art/ Craft: "Paper Wallet"

Topic- Old Sock Puppet

Materials:

Old sock, buttons/paper, glue

Steps:

1. Take an old clean sock
2. Stick eyes using buttons or paper
3. Draw a mouth or add a tongue
4. Decorate with yarn for hair
5. Use it for storytelling





Music



Students will learn the patriotic song " Janda ooncha rahe humara"- and make their creative video and mail it on the given email id:

Suhasdamodar1234@gmail.com

Students will refer the below given link:

https://youtu.be/KlovILvRedY?si=Ys_TLXCpeFBuSJUF

Sports

" My Good Habits Calendar"-

Students will maintain record of their Good Habits followed for the entire month.

They will make calendar for the month of May, using colour papers.

On each day of the month, write one good habit that you will follow such as- Drinking water, playing outdoor games, sleeping on time, brushing teeth twice a day, hand wash - before and after meals etc.

